

How To Program Remote Key On Isuzu D-Max 4x4 With Lonsdor K518ISE Via OBD

www.obdexpress.co.uk

Here is the step-by-step guide of how to program remote key on a Isuzu D-Max 4x4 with **Lonsdor K518 key programmer** via OBD.

Lonsdor K518ISE Isuzu Vehicle List

ISUZU

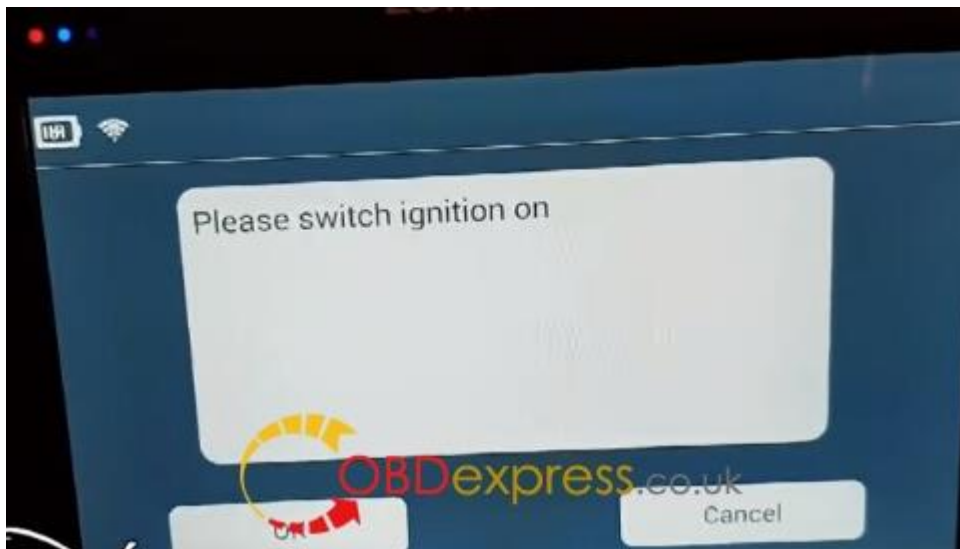
Series	Origin	Year	Fuel Type	Function
D-MAX	Other	Other	Other	Immobiliser System 1
MU-7	Other	Other	Other	Immobiliser System 1
D-MAX	Other	Other	Other	Immobiliser System 3
MU-X	Other	Other	Other	Immobiliser System 3

Procedure:


Connect **Lonsdor K518ISE** host with vehicle via OBD diagnostic socket
Select Immobilizer->ISUZU->D-MAX->Program remote



Turn ignition switch to ON position



Maximum 5 keys can be programmed



Close all doors and open the door on driver side



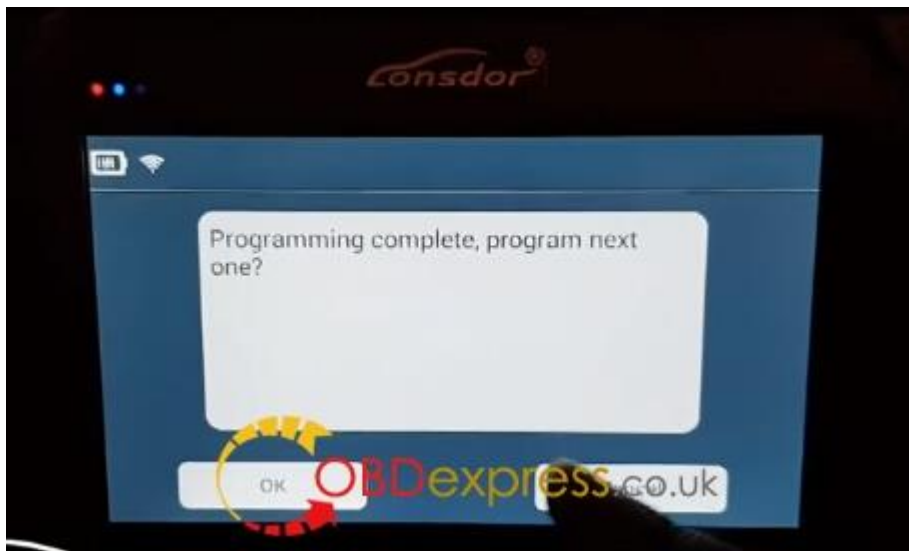
Lonsdor K518 identifies current remote key number: 0



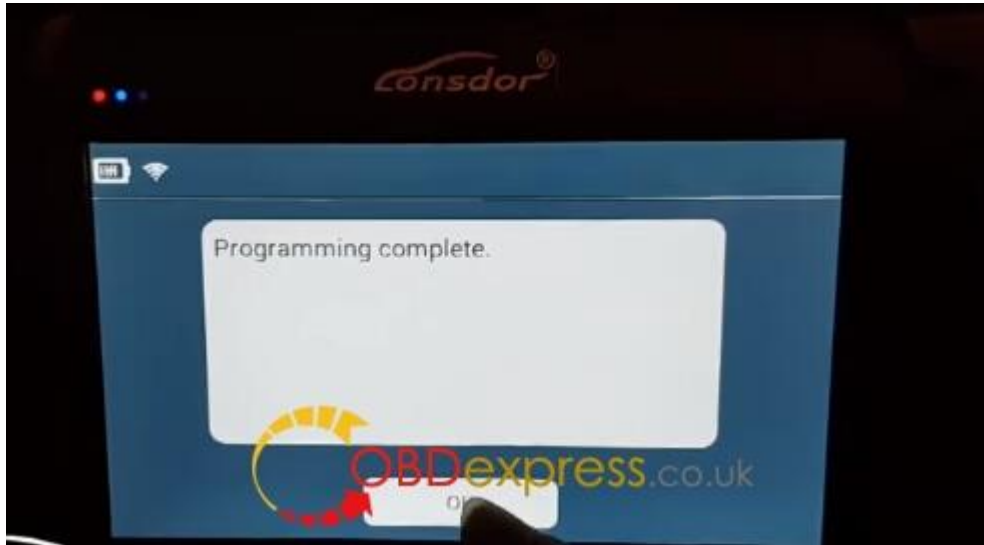
Press the Unlock button of the remote key for 5 times until the indicator flashes



Programming complete, press YES to program next key



Repeat and program next remote



Program success.

K518 displayed 1 remote has been programmed.

Press YES to program other key or NO to go back.

Test the remote key.

Done!

<http://www.obdexpress.co.uk/wholesale/lonsdor-k5181se-ske-lt-smart-key-emulator.html>