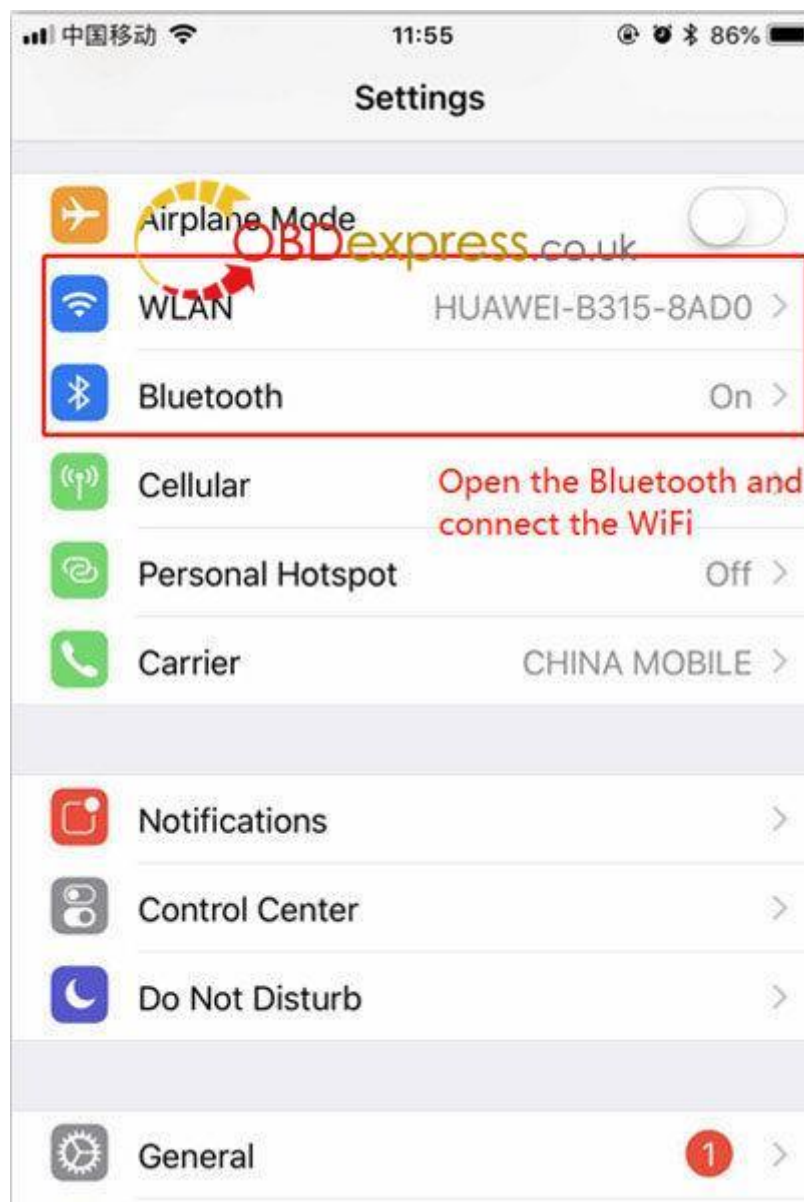


# How to bound Yanhua Mini ACDP in another Phone?

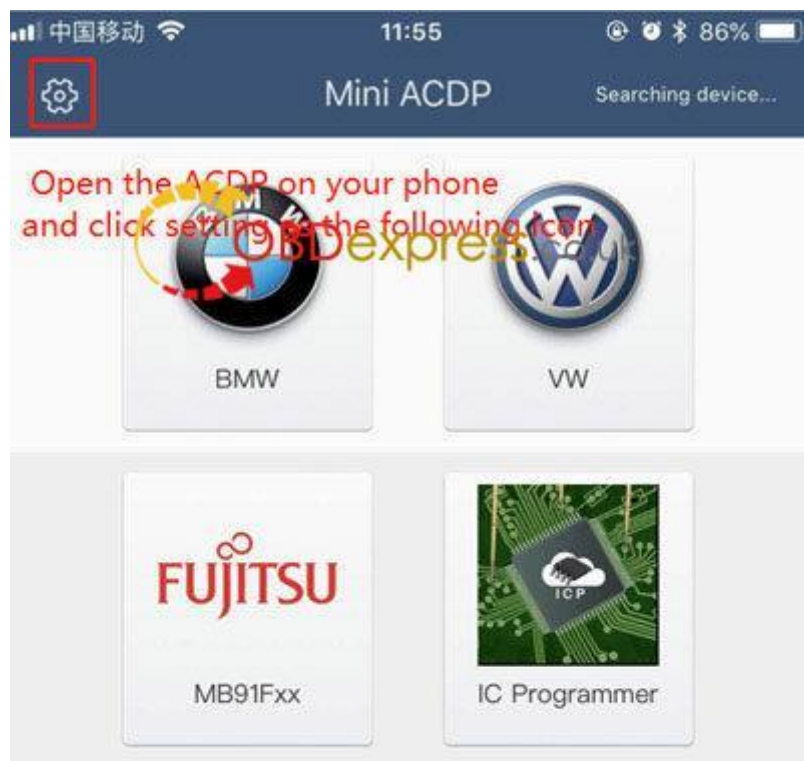
Confirmed: [Yanhua Mini ACDP](http://www.obdexpress.co.uk) is allowed to bound in more than one mobile Phone, not only one phone. But only in one mobile phone at the same time, if you want to bound another one mobile phone, this former one needs to be unbound.

You can use your mobile phone to unbound by yourself, or you can press the "Reset" button on the Yanhua Mini ACDP to unbound.

Mobile phone bound to Yanhua Mini ACDP Procedure:



->Open the Bluetooth and connect the WI-FI



->Open the ACDP on your phone and click setting as the following icon



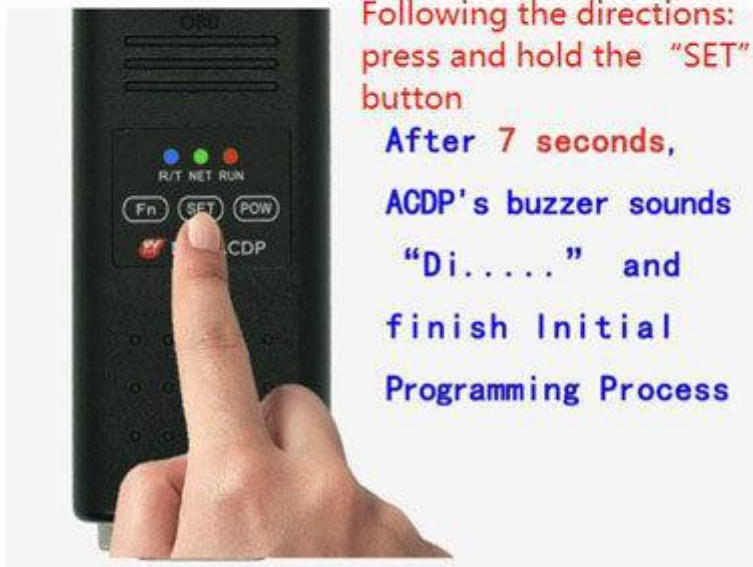


->Click "Initial use settings"





1. The mobile phone is connected to the WIFI and it is determined that it has access to the Internet.
2. ACDP hardware access power.
3. Press and hold the "SET" button on the ACDP device for about 7 seconds until the device's buzzer sounds, then release the "SET" button;



->Following the directions:

press and hold the "SET" button ,after 7 seconds,ACDP 's buzzer sounds"Di~~~" and finish initial programming process





->Choose the Bluetooth device






->Enter the password of WI-FI, the clic Start configuration





->Bond the device





->Done!

Yanhua Mini ACDP tech support is offered by [www.obdexpress.co.uk](http://www.obdexpress.co.uk)

