

### III、Technical parameters

- Input voltage: 8v—15V.
- USB port output: 5.1V, 1.8A.
- Cigarette lighter holder +12V power head output maximum current: 10A.

### IV、FAQ

**Problem: No voltage and current display; the indicator light of the cigarette lighter plug does not light up.**

Reason	Suggested solutions
Bad car battery	battery and deal with it according to the specific situation
Positive and negative connection reverse	Check whether the battery clip is correct
The connection is not reliable	Check the connection of battery clip and cigarette lighter connector

**2.2. Problems: The buzzer gives an alarm sound; The indicator light of the cigarette lighter plug is on.**

Reason	Suggested solutions
The buzzer sounds for 1 second and stops for 5 seconds	Check whether the displayed voltage is lower than 10.5V
The buzzer sounds for 1 second and stops for 1 seconds	Check whether the displayed voltage is lower than 10V.
The buzzer beeps for a long time, and the current shows normal	Check whether the displayed voltage is lower than 9V
The buzzer beeps for a long time, the current display "Err", the voltage display "OCP"	The output load of the cigarette lighter holder and the DC power plug is overloaded or short-circuited. Please remove the load and plug in the device again (repower on).

### V、Contact us

website: [www.acdpmaster.com](http://www.acdpmaster.com)

Email : [sales@autoemaster.com](mailto:sales@autoemaster.com)

Tel : 0086-771-5569096

Address : Room 101, P3# Yangguang 100 Shangdong International Building, No.166,Minzu Road,Nanning,Guangxi, China.

Zip code : 530022

## ADC Adapter Operation Instruction

Thank you for purchasing the ADC Adapter device. In order to use this product safely and properly, please read this instruction carefully. The instruction contains important information of this product. Please keep this instruction for future reference.

ADC Adapter have excellent quality as your expected, whether you take power from the car cigarette lighter socket or from the car battery, It can be widely used in a variety of 12V and 5VD electrical appliances, Extend your work area from inside to outside of the car, make your workspace wider and more convenient, At the same time, it accurately monitors and protects the output voltage and current of the power supply to ensure the safety of your device.

### I、Use Environment

For security and performance reasons, ADC Adapter products should be used in the following environments.

- 1、Dry: Cannot get wet or rain.
- 2、The ambient temperature should be between -20°C and 40°C.
- 3、Ventilation: Ensure that there is no foreign matter within 5 cm above the Adapter surfaces and that the other surfaces are well ventilated.

### II、Overall introduction

#### 1、Product appearance description diagram (Figure 1,2,3,4)

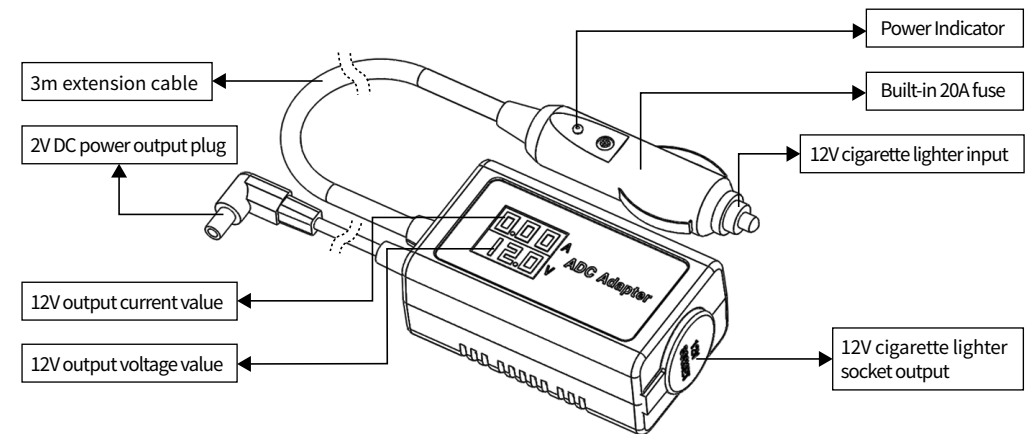


Figure 1: Main view

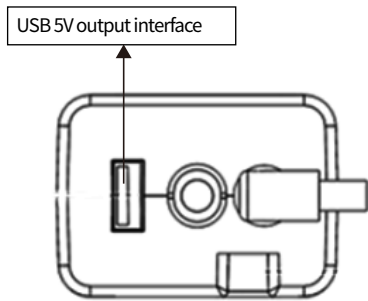


Figure 2: Left side view

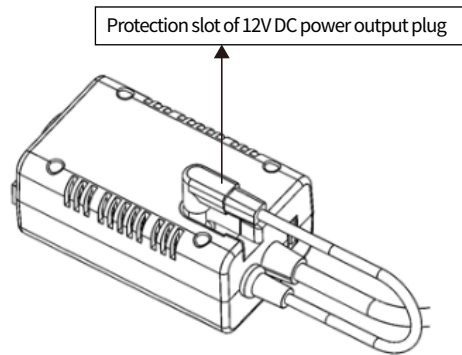


Figure 3: Bottom view

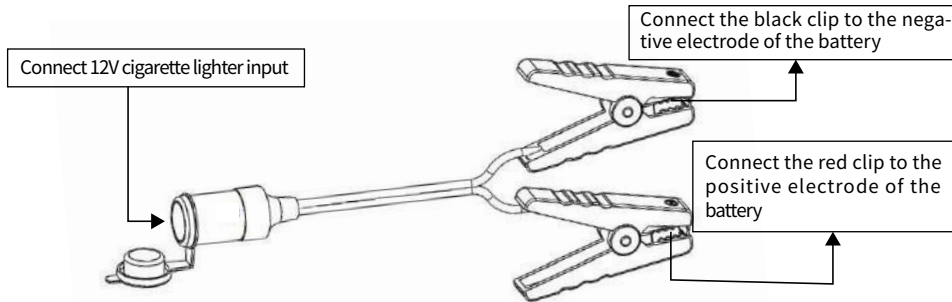
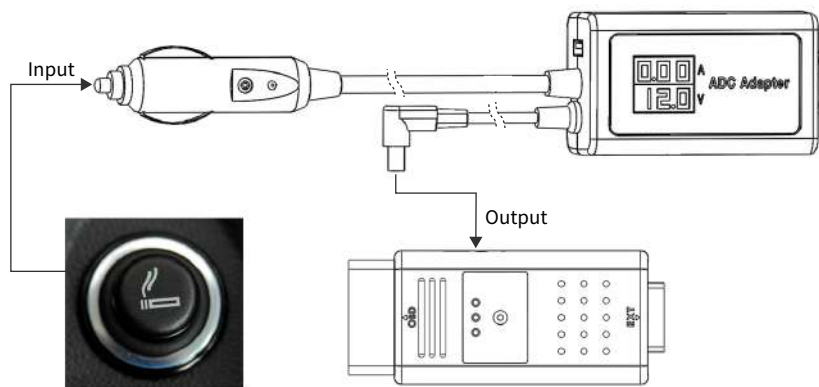


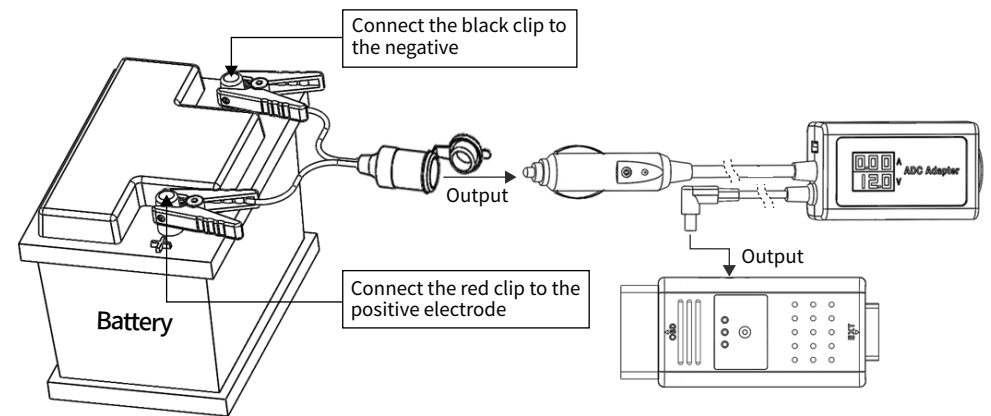
Figure 4: Working diagram of battery clip to cigarette lighter female socket

## 2. Schematic diagram of product working connection:



The cigarette lighter in car

Working connection method 1: Take electricity from the cigarette lighter



Working connection mode 2: Take electricity from the battery

## 3.3. Performance characteristics:

3.1. Input terminal reverse connection protection: when the user takes power from the car battery by using the Cigarette Lighter Socket Extension cable with Battery Alligator Clips, the adapter could instantly protect the ADC adapter and the electrical device which connected to it.

3.2. Monitoring and protection of 12V power output: Display the output voltage and current of the expansion holder of the cigarette lighter as well as the output voltage and current of the 12V DC power source, with multiple safety protection:

(1) Negative voltage alarm:

The buzzer gave a short beep when the input voltage is lower than 10.5V  
 The buzzer gave an intermittent bleep when the input voltage is less than 10V.  
 The buzzer gave a long beep when the input voltage is below 9V.

(2) Overload protection

When the output current is greater than 10A, the ADC Adapter will automatically turn off the output and the buzzer will beep for a long time.

(3) short circuit protection

When a short circuit occurs at the output terminal, the ADC Adapter will automatically turn off the output and the buzzer will beep for a long time.

3.3. USB port 5V power output protection: the maximum output current is limited to 1.8A.

3.4. The 3m extension cable uses 14AWG pure copper wire which is rare in the market, to meet the electricity demand of high-power device.