

Digiprog3 Citroen c5 x7 2011 93c76 odometer correction method

Look here: How to use [Digiprog iii](#) to do odometer correction for Citroen c5 x7 2011 93c76

Car model: CITROEN C5 TACHO CS 76



Requires plug 01

NOTE: The speedometer and the BSI must be programmed.

(BSI see separate instructions)

C5 speedometer C76

Remove and disassemble the speedometer. Find the chip 93C76 (see picture on the following page). Carefully remove the pointer. You should unsolder this chip. First, always make a backup of the chip via the EEPROM program. Select the program: Cars / Trucks - CITROEN - C5 - TACHO C76.



The [DIGIPROG](#) indicates the old / wrong KM level.

Program the new / correct KM booth and you're done.


Pictures on the following page

CITROEN C5 TACHO CS 76

Disassemble the defective instrument cluster as described below:



Pictures on the following page:



Digipro3 tech support is always available at www.obdexpress.co.uk